



**oportunidades para PYMEs en el  
programa Horizon2020:  
instrumento PYME y Fast Track to Innovation**

**la experiencia de un evaluador**

Figure 5. The “Valley of Death” between Public and Private Sector Development Activities

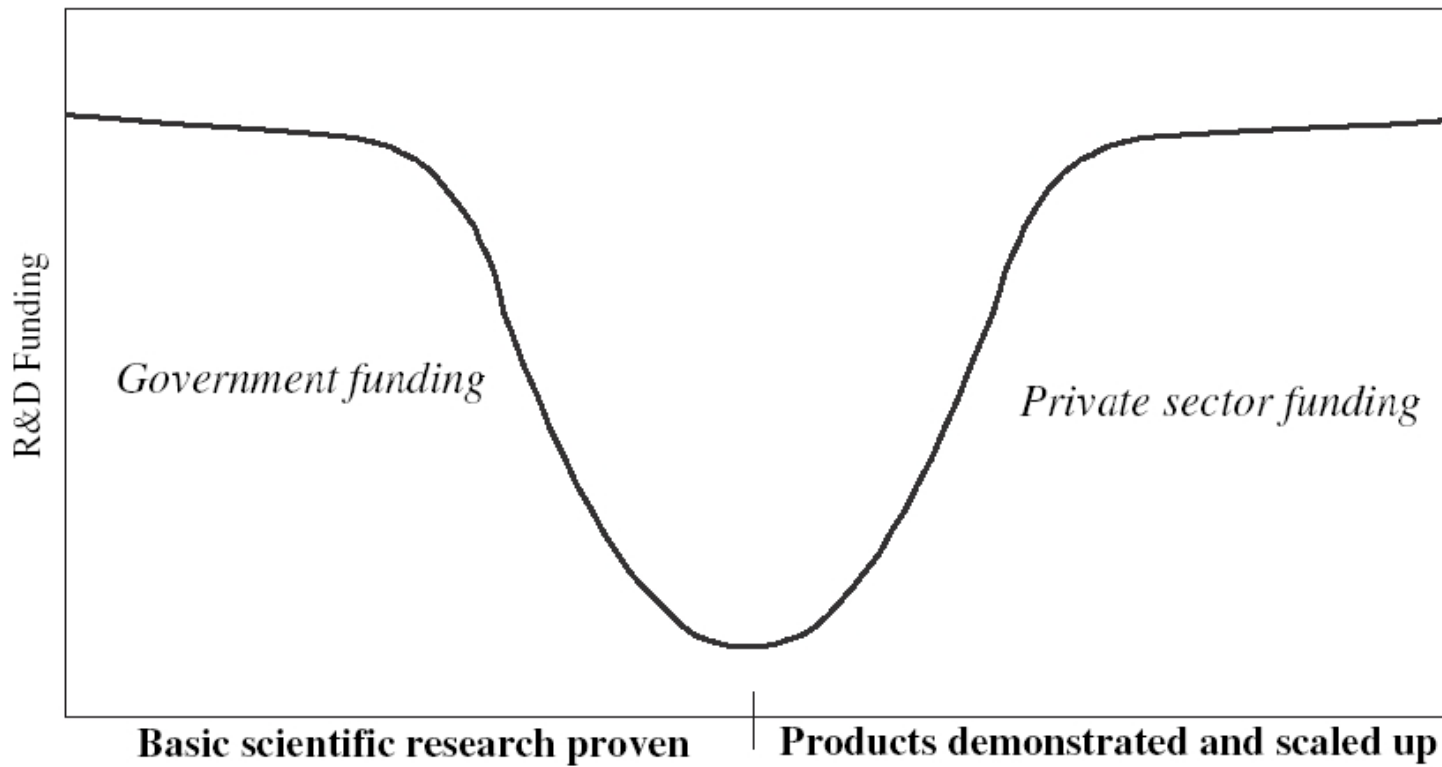
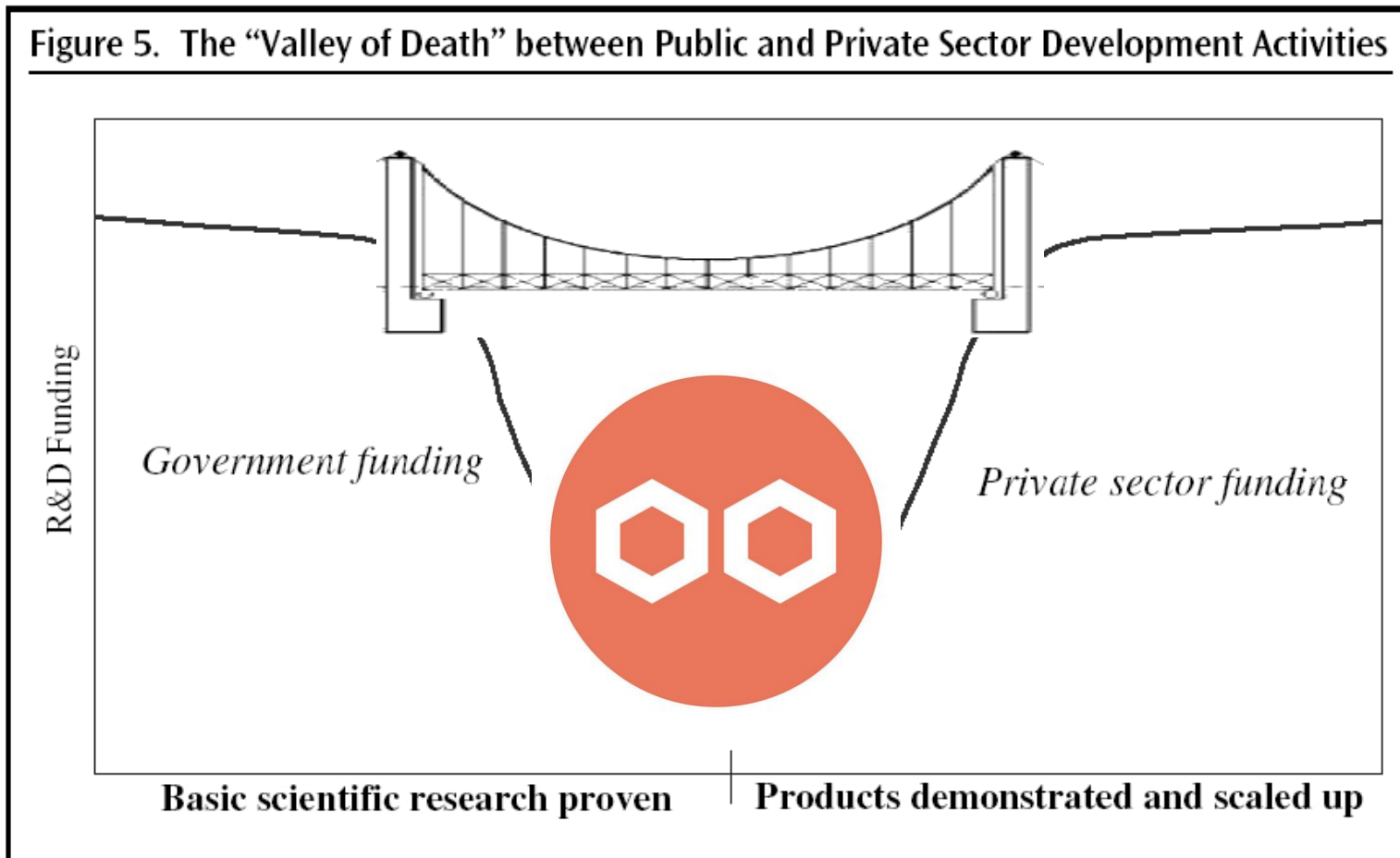


Figure 5. The “Valley of Death” between Public and Private Sector Development Activities







	<b>Call</b>	<b>Number of applications submitted</b>	<b>Number of applications funded</b>	<b>Average success rate</b>
<b>18-06-14</b>	SMEINST-1-2014 (cut-off 1)	2666	155	5.8%
<b>24-09-14</b>	SMEINST-1-2014 (cut-off 2)	1944	178	9.2%
<b>17-12-14</b>	SMEINST-1-2014 (cut-off 3)	2362	167 (e)	7% (e)
<b>09-10-14</b>	SMEINST-2-2014 (cut-off 1)	580	60	10.3%
<b>17-12-14</b>	SMEINST-2-2014 (cut-off 2)	629	60 (e)	9.5% (e)

Themes	Call id 2014		Call id 2015	
	Phase 1	Phase 2	Phase 1	Phase 2
High risk ICT innovation	<a href="#">ICT-37-2014-1</a> 90 projects €4.5m	<a href="#">ICT-37-2014</a> ~26 projects €40m	<a href="#">ICT-37-2015-1</a> 90 projects €4.5m	<a href="#">ICT-37-2015</a> ~26 projects €40m
Nanotech, or other advanced tech for manufacturing and materials	<a href="#">NMP-25-2014-1</a> 43 projects €2.2m	<a href="#">NMP-25-2014</a> ~13 projects €19m	<a href="#">NMP-25-2015-1</a> 47 projects €2.4m	<a href="#">NMP-25-2015</a> 14 projects €21m
Space research and development	<a href="#">Space-SME-2014-1</a> 17 projects €0.8m	<a href="#">Space-SME-2014-2</a> ~5 projects €7.5m	<a href="#">Space-SME-2015-1</a> 18 projects €0.9m	<a href="#">Space-SME-2015-2</a> ~13 projects €7.7m
Diagnostics devices and biomarkers	<a href="#">PHC-12-2014-1</a> 132 projects €6.6m	<a href="#">PHC-12-2014</a> ~38 projects €53m	<a href="#">PHC-12-2015-1</a> 90 projects €4.5m	<a href="#">PHC-12-2015</a> ~26 projects €40m
Sustainable food production and processing	<a href="#">SFS-08-2014-1</a> 18 projects €0.9m	<a href="#">SFS-08-2014</a> ~5 projects €8m	<a href="#">SFS-08-2015-1</a> 18 projects €1.7m	<a href="#">SFS-08-2015</a> ~10 projects €15m
Seas and oceans (Blue growth)	<a href="#">BG-12-2014-1</a> 6 projects €0.3m	<a href="#">BG-12-2014</a> 1-2 projects €2.6m	<a href="#">BG-12-2015-1</a> 10 projects €0.5m	<a href="#">BG-12-2015</a> 2-3 projects €4m
Low carbon energy systems	<a href="#">SIE-01-2014-1</a> 67 projects €3.4m	<a href="#">SIE-01-2014</a> ~20 projects €29m	<a href="#">SIE-01-2015-1</a> 74 projects €3.7m	<a href="#">SIE-01-2015</a> ~22 projects €31m
Greener and more integrated transport	<a href="#">IT-1-2014-1</a> 72 projects €3.6m	<a href="#">IT-1-2014</a> ~21 projects €32m	<a href="#">IT-1-2015-1</a> 78 projects €3.9m	<a href="#">IT-1-2015</a> 23 projects €34m
Eco-innovation and sustainable raw material supply	<a href="#">SC5-20-2014-1</a> ~34 projects €1.7m	<a href="#">SC5-20-2014</a> ~10 projects €15m	<a href="#">SC5-20-2015-1</a> 38 projects €1.9m	<a href="#">SC5-20-2015</a> ~11 projects €17m
Urban critical infrastructure	<a href="#">DRS-17-2014-1</a> 14 projects €0.7m	<a href="#">DRS-17-2014</a> 4 projects €6m	<a href="#">DRS-17-2015-1</a> 14 projects €0.7m	<a href="#">DRS-17-2015</a> ~4 projects €6.5m
Biotechnology-based industrial processes	<a href="#">BIOTEC-5a-2014-1</a> 8 projects €0.4m	<a href="#">BIOTEC-5a-2014</a> ~2 projects €3.3m	<a href="#">BIOTEC-5b-2015-1</a> 5 projects €0.2m	<a href="#">BIOTEC-5b-2015</a> 1 project €2m
Mobile e-government applications	-	-	<a href="#">INSO-9-2015-1</a> 8 projects €0.4m	<a href="#">INSO-9-2015</a> ~2 projects €3.5m
SME business model innovation	-	-	<a href="#">INSO-10-2015-1</a> 22 projects €1.1m	<a href="#">INSO-10-2015</a> ~6 projects €9m
<b>TOTAL</b>	<b>~500 projects</b> <b>€25.1m</b>	<b>~145 projects</b> <b>€215.4m</b>	<b>~510 projects</b> <b>€29m</b>	<b>~160 projects</b> <b>€230.7m</b>



# FASE DE GRUPOS

UEFA CHAMPIONS LEAGUE 2014-2015

## GRUPO A



ATLÉTICO DE MADRID

JUVENTUS

OLYMPIACOS

MALMÖ

## GRUPO B



REAL MADRID

FC BASEL

LIVERPOOL

LUDOGORETS

## GRUPO C



SL BENFICA

FC ZENIT

BAYER LEVERKUSEN

AS MÓNACO

## GRUPO D



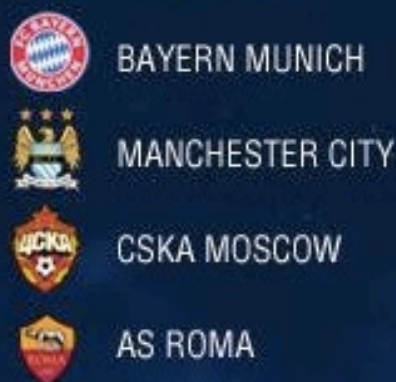
ARSENAL FC

B. DORTMUND

GALATASARAY

ANDERLECHT

## GRUPO E



BAYERN MUNICH

MANCHESTER CITY

CSKA MOSCOW

AS ROMA

## GRUPO F



FC BARCELONA

PARÍS ST. GERMAIN

AFC AJAX

APOEL

## GRUPO G



CHELSEA

SCHALKE 04

SPORTING

NK MARIBOR

## GRUPO H



FC PORTO

SHAKHTAR

A. BILBAO

FC BATE



**does this **solution**  
have a **potential** to  
become a **big**  
business and does it  
solve a **real** problem  
for **many** potential  
customers ?**

# 10 .. 30 páginas para **convencer**







SIXTH FRAMEWORK PROGRAMME













SEVENTH FRAMEWORK PROGRAMME



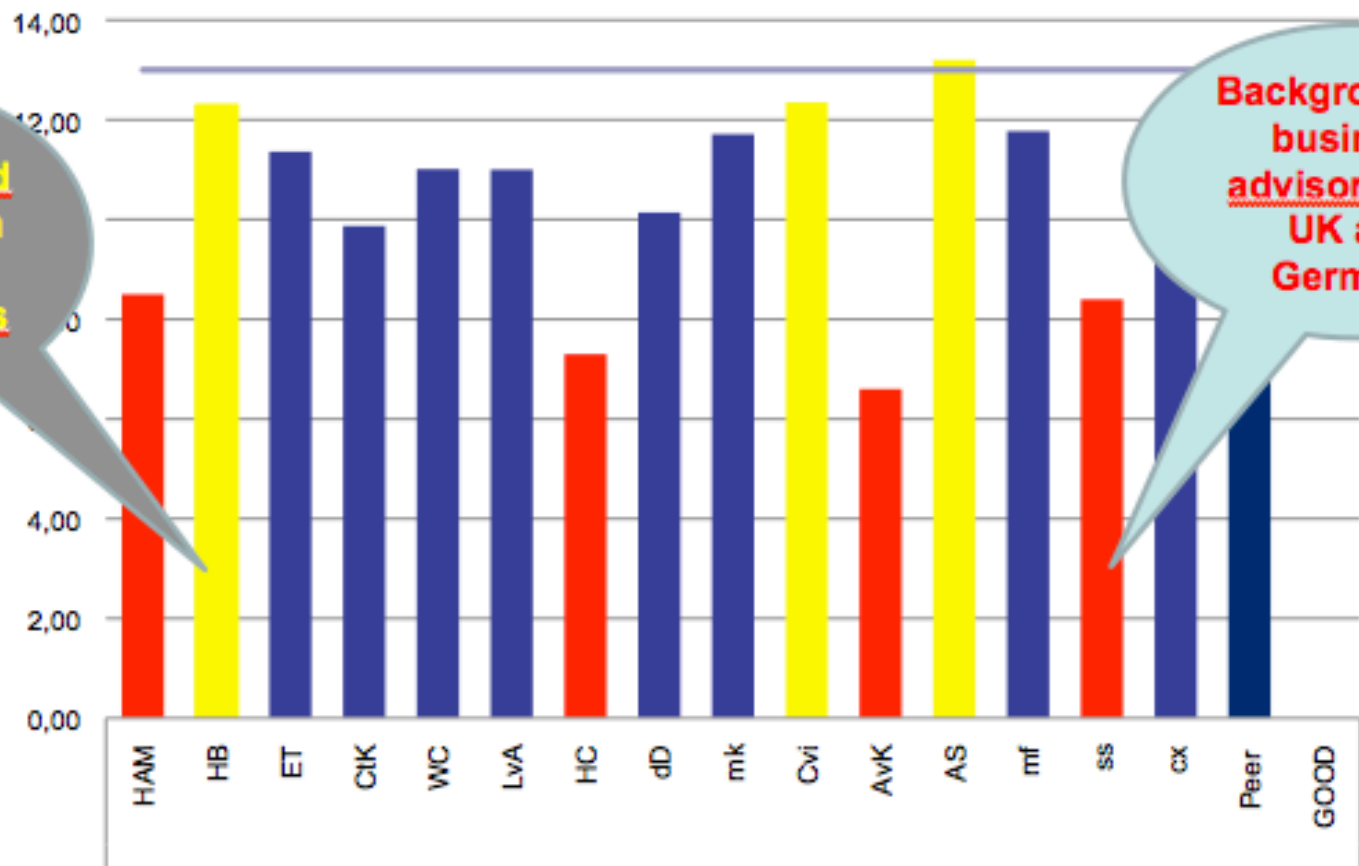
FIFTH FRAMEWORK PROGRAMME







Experienced advisors on FP7 applications



Background as business advisors from UK and Germany



**critérios de avaliação basados em  
los de **inversores profissionais****

**... excepto valoración pre-money, exit, ROI**

# **IMPACT**

**market, market, market**

# **EXCELLENCE**

**>TRL6**

# **IMPLEMENTATION**

**resources**





**18 .. 21**

**100**

**8,66 .. 8**

**7**

**6 .. 4**

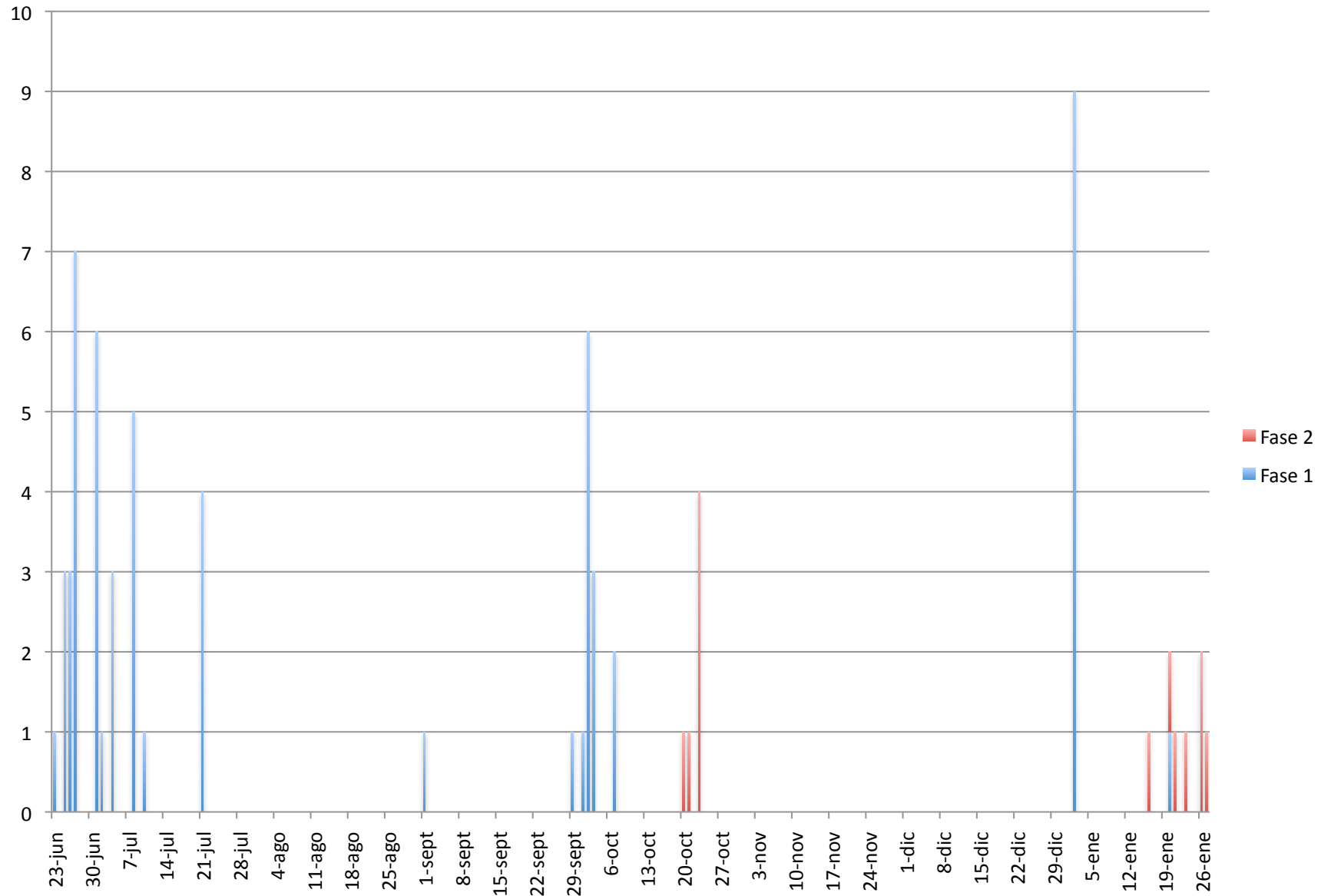



**58 .. 13**

**5 .. 0+3**

**6 .. 0+?**

**3**





**12,32**

**7,81**



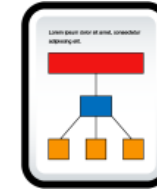


"Solo podemos evaluar lo que habeis escrito"  
"Solo podemos evaluar lo que habeis escrito"  
"Solo podemos evaluar lo que habeis escrito"  
"Solo podemos evaluar lo que habeis escrito"  
"Solo podemos evaluar lo que habeis escrito"  
"Solo podemos evaluar lo que habeis escrito"  
"Solo podemos evaluar lo que habeis escrito"  
"Solo podemos evaluar lo que habeis escrito"  
"Solo podemos evaluar lo que habeis escrito"  
"Solo podemos evaluar lo que habeis escrito"  
"Solo podemos evaluar lo que habeis escrito"





**datos, datos, datos**  
**facturación, empleo, financiación**

**gráficos**



**CVs**







**links**





**referencias**



**plan trabajo detallado**  
**plazos, recursos**









  
 The EU Framework Programme  
 for Research and Innovation  
**HORIZON 2020**



**SME instrument Phase 1**  
**Administrative forms (Part A)**  
**Research proposal (Part B)**

Version 1.2  
 10 March 2014

Disclaimer:  
 This document is aimed at informing potential applicants for Horizon 2020 funding. It serves only as an example.  
 The actual forms, forms and templates, provided in the online proposal submission system under the Participant  
 Portal, might differ from this example. Proposals must be prepared and submitted via the online proposal  
 submission system under the Participant Portal.



Guía del participante  
**Horizonte 2020**

**H2020**





**Completa  
Clara  
CONVINCENTE**

WINNERS

1957	REAL MADRID CF	1958	REAL MADRID CF
1960	REAL MADRID CF	1961	SL BENFICA
1963	AC MILAN	1964	FC INTERNAZIONALE MILANO
1966	REAL MADRID CF	1967	CELTIC FC
1969	AC MILAN	1970	FEYENOORD
1972	AFC AJAX	1973	AFC AJAX
1975	FC BAYERN MÜNCHEN	1976	FC BAYERN MÜNCHEN
1978	LIVERPOOL FC	1979	NOTTINGHAM FOREST FC
1981	LIVERPOOL FC	1982	ASTON VILLA FC
1984	LIVERPOOL FC	1985	JUVENTUS
1987	FC PORTO	1988	PSV EINDHOVEN
1990	AC MILAN	1991	FK CRVENA ZVEZDA
1993	FC BARCELONA	1994	AC MILAN
1996	FC BARCELONA	1997	BV BORUSSIA DORTMUND
2000	REAL MADRID CF	2000	REAL MADRID CF
2003	AC MILAN	2003	AC MILAN
2006	LIVERPOOL FC	2006	

**muchas gracias !!**



**David Montero de la Torre**

**[david@ceia.eus](mailto:david@ceia.eus)**

**<http://es.linkedin.com/in/davidmontero/>**